R for Rabbit®
The Amazing Baby Company

Manual Breast Pump

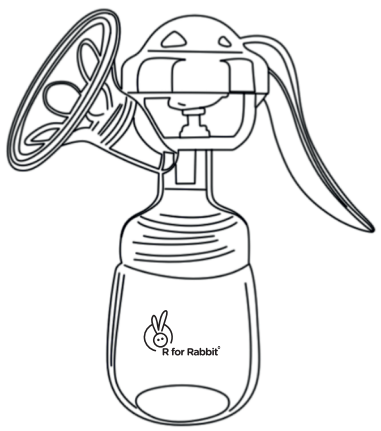

*Sketch shown is for illustrative purpose only. Actual product may vary from image.

FIRST FEED COZY

Carrying Love in Every Drop

Installation & User Manual

Read the instructions carefully before using the Breast Pump and keep this manual for future reference.

Container Capacity
180 ml

Parts

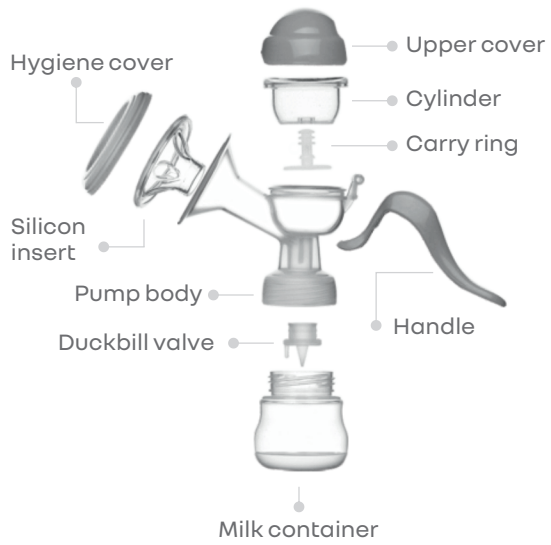

Installation Steps

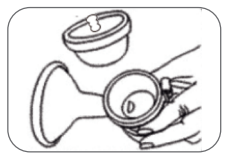

Step 1: Install the Silicone Cylinder into 3 way connector as shown in pic.

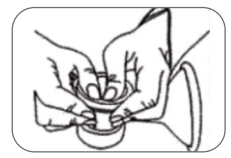

Step 2: Make sure you seal it tightly.

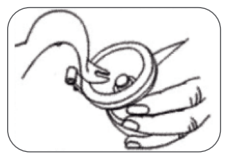

Step 3: Fix the handle on pull ring and tighten it as shown in as ref.

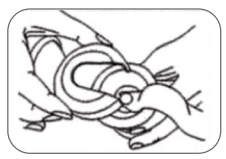

Step 4: Fix the lid on suction bowl and fasten it.

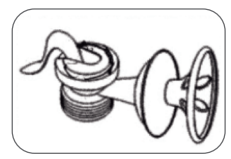

Step 5: Insert massage pad and seal it properly.

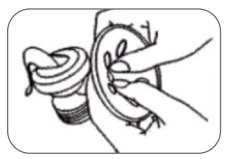

Step 6: Fix the bottle at the bottom of the assembled parts to store the milk.



Step 7: Check the holding posture as per the pic shown above.

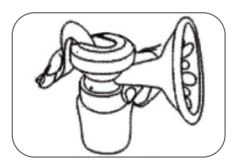

Step 8: After using it, you can cover the bottle with the provided lid.

Best way to use



Comfortable
Sitting Position

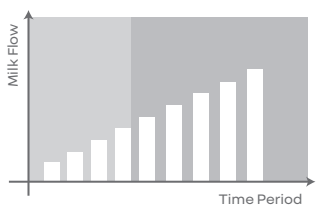

Massage Mode Suction Mode

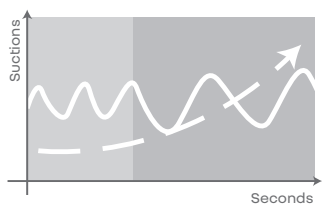

Massage Mode Suction Mode

Warning

1. If pump doesn't work properly, please stop using it immediately and contact us.
2. Do not use any corrosive or anti-bacterial detergent for cleaning any part of breast pump.
3. In case of failure to pump milk, be patient and try pumping it for a minimum of 5 minutes.
4. If you feel painful or uncomfortable, stop using breast pump and consult your doctor.

For Baby's safety & health

1. Please carefully inspect the merchandise before usage.
   Please get in touch with us if you discover any damage or defects.
2. When used for the first time, disassemble every component and thoroughly disinfect it by immersing it in hot water for five minutes. Make sure you only handle the product with clean hands after sterilization.

R for Rabbit®
The Amazing Baby Company

Imported, Designed & Marketed By
R FOR RABBIT BABY PRODUCTS PVT. LTD.
307, 3rd Floor, Pinnacle Business Park, Corporate Road, Prahladnagar,
Ahmedabad, Gujarat, India- 380015. For Customer support:
+91-734-834-0934 | 734-834-9340 www.rforrabbit.com
customercare@rforrabbit.com.Find Us on:

For Installation Video

Scan QR or Visit YouTube

Search for Product Details

R for Rabbit First Feed Cozy