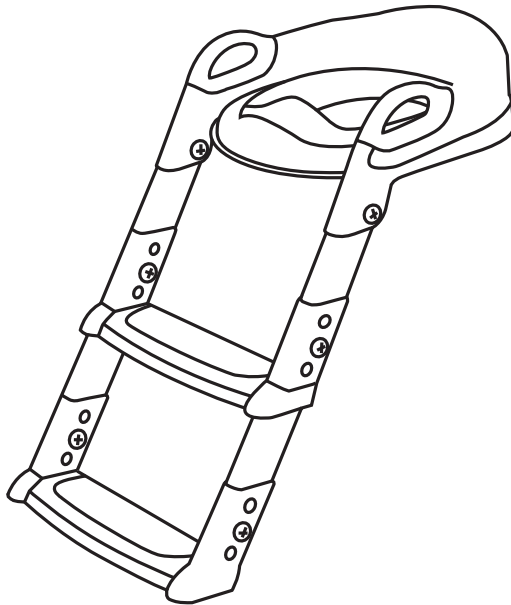


**R for Rabbit®**

# HILLTOP

Smart Ladder Step Up Training Stool



**Instruction Manual**

## WARNING


- Please do not place the product on any uneven place.
- Please use it under adult supervision and so not let your baby sit on the product alone.
- When using the product, please make sure to place it firmly to prevent your baby from slipping or bumping when using it.
- Do not store the product under direct sunlight or frozen places to prevent plastic aging.
- Do not let your baby toss and play to avoid unnecessary injury.

**Note: Only allow adult to install, keep children away!**


## INSTALLATION INSTRUCTIONS



1. Open the box to take out all the parts.



2. First insert the horizontal bar into the base ladder according to the shape.



3. Fix the position




4. Insert the horizontal bar on both left and right sides.



5. Take out the screw from the screw bag and put it into the hole.



6. The screw on the other side also needs to be inserted. After aligning, take out the plastic sheet in the bag and tighten it.



7. Put in the screw in turn and tighten them.



8. Insert the arm rest on the both the sides at the top.



Imported & Marketed By:

**R FOR RABBIT BABY PRODUCTS PVT. LTD.**

708, 7th Floor, Pinnacle Business Park, Corporate Road, Prahlad Nagar, Ahmedabad, Gujarat 380015

C: +91-79-410-57595 | W: [www.rforrabbit.com](http://www.rforrabbit.com) | E: [customercare@rforrabbit.com](mailto:customercare@rforrabbit.com)